
Student Loan Payments

July 2019

Evidence from 4 Million Families

Executive Summary



JPMORGAN CHASE & CO.
INSTITUTE

Executive Summary

Diana Farrell
Fiona Greig
Erica Deadman

In this report, the JPMorgan Chase Institute provides a high-frequency cash flow perspective on student loan payments observed out of a universe of 39 million checking accounts.

Student loan debt is the fastest growing household debt category, having more than doubled over the last ten years to \$1.5 trillion in 2018, second only to mortgage debt, and affecting 45 million borrowers. Although the financial returns from a higher education degree over a lifetime typically exceed the costs, roughly 22 percent of student loan borrowers are in default. As a result, some have framed the “student loan crisis” as a crisis of student loan repayment rather than student loan debt. Since 2009 a range of income-driven repayment options has emerged to mitigate the financial burden for families by better aligning repayment obligations with their ability to pay.

A major complication in policymakers’ ability to propose promising solutions is the lack of data on how families—not just individual borrowers—are shouldering the burden of student loan repayment and the impact of student loan debt on other financial outcomes. The central challenge is that student loan payments and debt information

are difficult to observe in conjunction with other financial outcomes, such as income, spending, and other debt payments, and certainly not on a high-frequency basis for large samples.

With this report, the JPMorgan Chase Institute aims to describe how student loan payments fit into the context of families’ larger financial lives. We offer the debate insight into a new, high-frequency cash flow perspective on student loan payments and how they relate to a family’s income, liquid assets, spending, and other debt payments. This perspective, based on student loan payment transactions observed out of a universe of 39 million Chase checking accounts between October 2012 and July 2018, is novel not just for its large sample size, but also its visibility into private and federal student loan payments (including any fees and fines), alongside income, spending, liquid assets, and other debt payments. In addition, this data asset is distinct in terms of its family perspective, which allows us to take into consideration the potential

for a family to be making payments on multiple student loans and on behalf of other borrowers. This is an important, but often overlooked or hidden piece of the student loan repayment picture, given that roughly 19 percent of individuals report receiving help from others to pay off their student loans.

With this new data asset, we aim to answer five key questions:

1. What share of take-home income are families spending on student loan payments?
2. How does the financial burden of student loan payments differ across demographic groups?
3. How consistently do families repay student loans, and how volatile are repayment amounts?
4. In what ways do student loan payments differ from other types of loan payments, notably auto loan and mortgage payments?
5. How do student loan payments fluctuate with income, liquid assets, and expenditures?

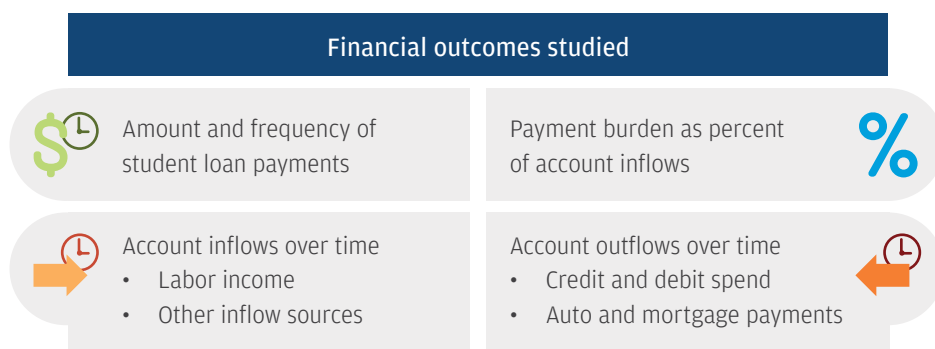
Data Asset

For this study, we assembled several distinct data assets from an overall sample of JPMorgan Chase families that made student loan payments from their Chase checking accounts.

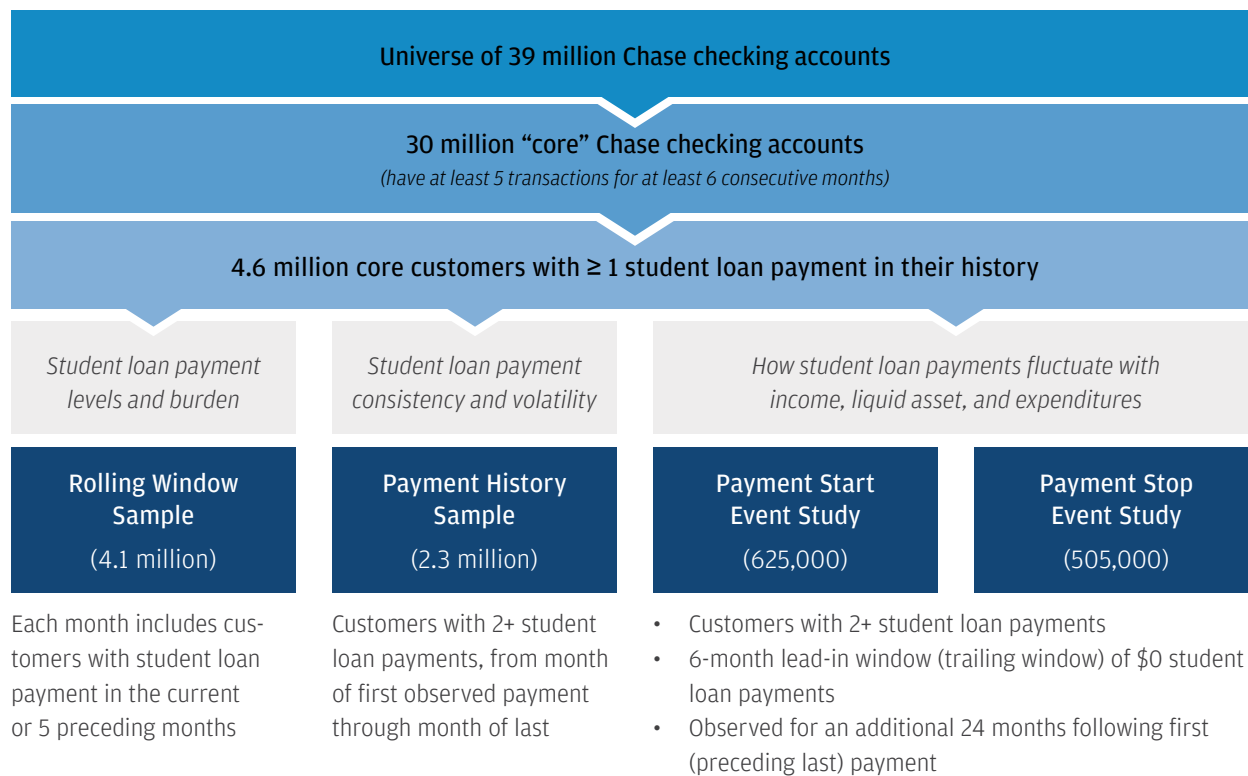
We began with a universe of 39 million families with Chase checking accounts between October 2012 and July 2018.

From this universe, we constructed a subset of 30 million “core” accounts for which we observe sufficient activity to consider the account a primary financial vehicle for the family. From these core accounts, we identified 4.6 million families who have made at least one student loan payment out of their Chase checking account.

The data assets used for analysis were created from this base of 4.6 million families. Each sample uses different inclusion criteria and serves a different analytical purpose, described in the below graphic. For additional details, see the Data Asset and Methodology section.

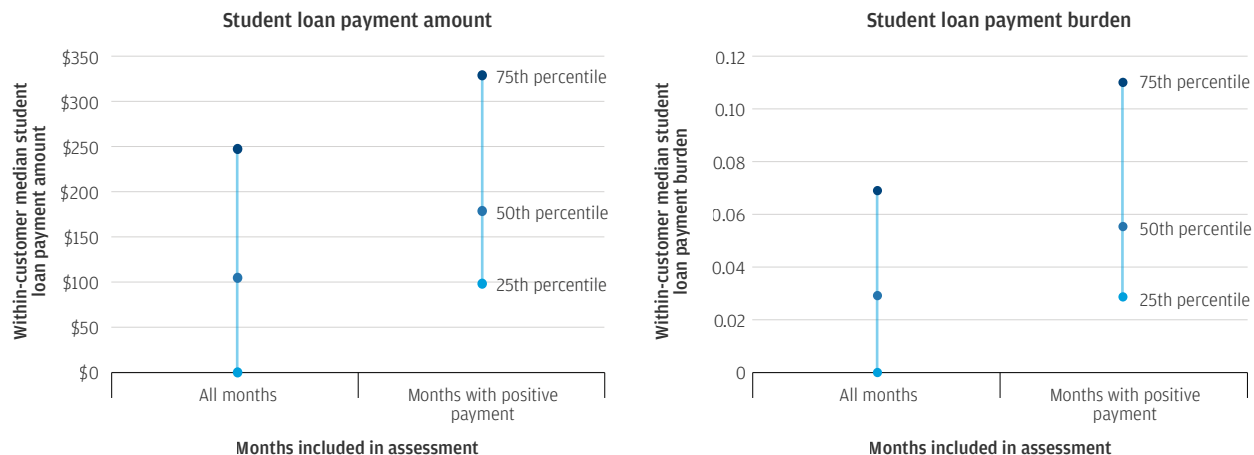


Demographic views of the above financial outcomes are also studied, with segmentation by age and gender of the primary account holder, and by gross income (annual).



Finding One

The typical family's median student loan payment is \$179 per month or 5.5 percent of take-home income in months with positive payments. One in four families spend more than 11 percent of their take-home income on student loans.

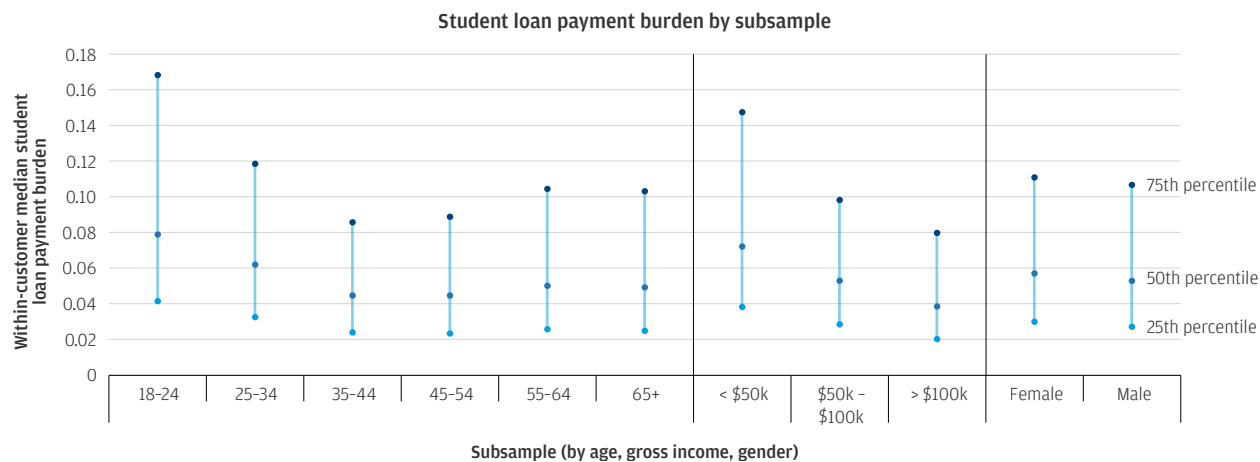


Rolling Window Sample of accounts with at least one student loan payment within six months, March 2013 through July 2018.

Source: JPMorgan Chase Institute

Finding Two

Younger and low-income families are most burdened by student loan payments, but there is no material difference in burden by male versus female account holders.



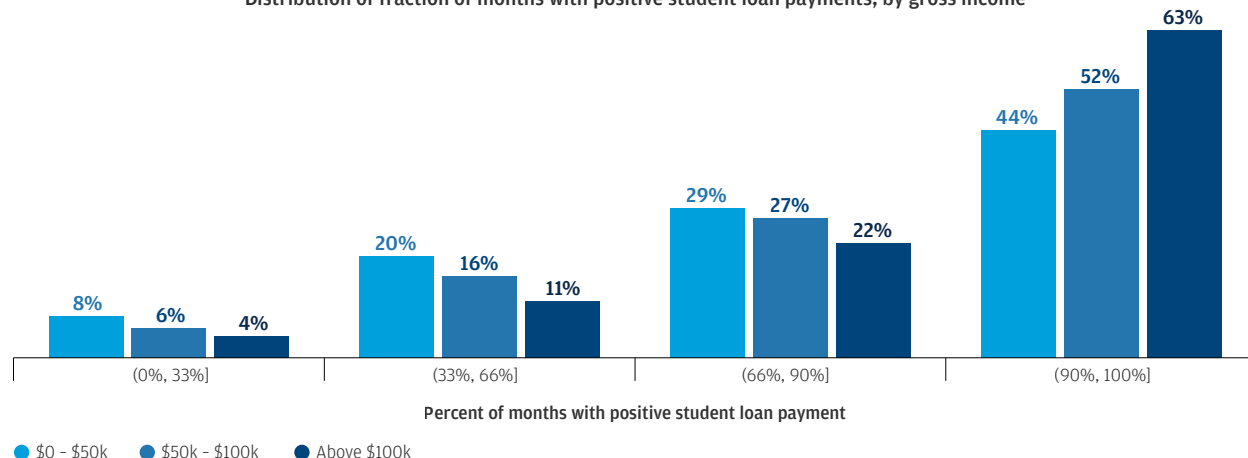
Rolling Window Sample of accounts with at least one student loan payment within six months, March 2013 through July 2018.

Source: JPMorgan Chase Institute

Finding Three

While overall 54 percent of families make consistent student loan payments, low-income families are less likely to make consistent loan payments (44 percent) compared to high-income families (63 percent).

Distribution of fraction of months with positive student loan payments, by gross income



● \$0 - \$50k ● \$50k - \$100k ● Above \$100k

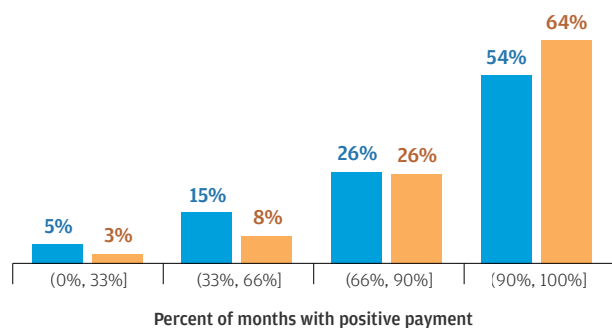
Sample of accounts with at least two student loan payments between October 2012 and July 2018. Accounts are included for all months between first and last observed student loan payment. Gross income estimated via JPMC Institute Income Estimate (IIE) version 1.0.

Source: JPMorgan Chase Institute

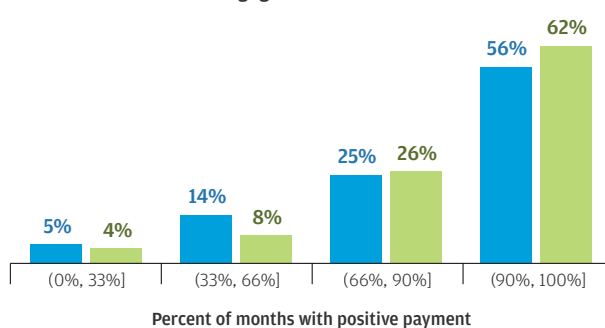
Finding Four

Among families actively paying multiple loans, the proportion making consistent payments is lower for student loans than auto loans (10 percentage point difference) and mortgages (6 percentage point difference).

Distribution of fraction of months with positive payments, auto loans vs. student loans



Distribution of fraction of months with positive payments, mortgage vs. student loans



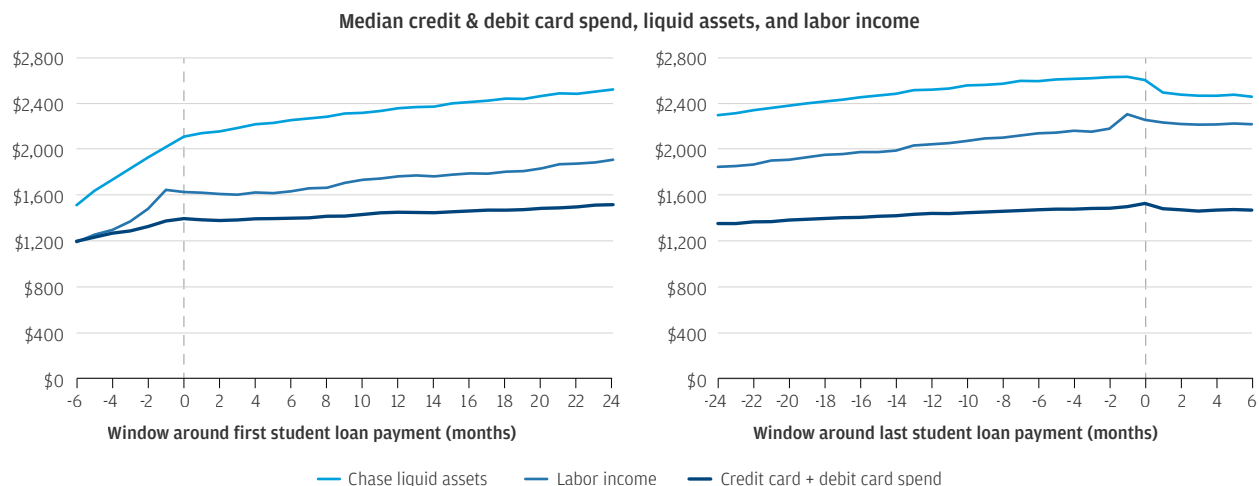
● Student loan ● Auto loan ● Mortgage

Sample of accounts with at least two student loan payments and at least two other debt payments (auto loan on the left, mortgage on the right). Accounts are included for all months between first and last observed loan payment within October 2012 through July 2018.

Source: JPMorgan Chase Institute

Finding Five

Income, liquid assets, and expenditures increase sharply prior to starting student loan payments and decrease after stopping student loan payments.



The Payment Start Event Study includes accounts with first observed student loan payment (x-axis month 0) made between April 2013 and July 2016. The Payment Stop Event Study includes accounts with final observed student loan payment (x-axis month 0) made between October 2014 and January 2018.

Source: JPMorgan Chase Institute

Taken together, our insights from this new, high-frequency lens into student loan repayment behavior have important implications for policy-makers, financial institutions, higher education institutions, and employers. There are important segments of the population who are still significantly burdened by student loan payments, especially younger and lower-income account-holders, despite the availability of income-driven repayment programs. In particular, student loan payments are sensitive to large income changes, and may lack sufficient mechanisms to adjust payments to accommodate income fluctuations. Insofar as student loan payments are less consistent and more volatile than auto loan and mortgage payments, families may be

benefiting from the greater leniency that exists with student loan repayment compared to other loan types. Still, it remains to be seen whether the negative consequences of this lower consistency will outweigh the benefits of greater leniency. Overall, there may be better ways to structure or implement student loan repayment plans that would ensure that families are not over-burdened and are able to make consistent payments. Revisiting underwriting and federal student aid criteria and considerations might help address the root of the student loan repayment problem. More broadly, colleges and universities, employers, and financial institutions have a role to play in helping borrowers manage their student loan debt.

Acknowledgments

We thank our research team, specifically Chuin Siang Bu, Natalie Cox, Max Liebeskind, and Malu Menon, for their hard work and excellent contributions to this research.

We are also grateful for the invaluable constructive feedback we received both from internal colleagues, including Amar Hamoudi, Olivia Kim, Robert Mcdowall, Tanya Sonthalia, Guillermo Carranza Jordan, and Chen Zhao; and external academic and industry policy experts, including Constantine Yannelis, Matt Chingos, Kristin Blagg, Sandy Baum, Thomas Conkling, Christa Gibbs, Judith Scott-Clayton, Jordan Matsudaira, Daniel Herbst, Sarah Sattelmeyer, Johnathan Conzelmann, Austin Lacy, and Nichole Smith. We are deeply grateful for their generosity of time, insight, and support.

This effort would not have been possible without the diligent and ongoing support of our partners from the JPMorgan Chase Consumer and Community Bank and Corporate Technology teams of data experts, including, but not limited to,

Samuel Assefa, Connie Chen, Anoop Deshpande, Senthilkumar Gurusamy, Ram Mohanraj, Karen Narag, Stella Ng, Sandra Nudelman, Ashwin Sangtani, and Subhankar Sarkar. The project, which encompasses far more than the report itself, also received indispensable support for our Internal partners in the JPMorgan Chase Institute team, including Elizabeth Ellis, Alyssa Flaschner, Anna Garnitz, Carolyn Gorman, Courtney Hacker, Sarah Kuehl, Caitlin Legacki, Sruthi Rao, Carla Ricks, Gena Stern, Maggie Tarasovitch, and Preeti Vaidya.

Finally, we would like to acknowledge Jamie Dimon, CEO of JPMorgan Chase & Co., for his vision and leadership in establishing the Institute and enabling the ongoing research agenda. Along with support from across the firm—notably from Peter Scher, Max Neukirchen, Joyce Chang, Patrik Ringstroem, Marianne Lake, Jennifer Piepszak, Lori Beer, and Judy Miller—the Institute has had the resources and support to pioneer a new approach to contribute to global economic analysis and insight.

Suggested Citation

Farrell, Diana, Fiona Greig, and Erica Deadman. 2019. “Student Loan Payments: Evidence from 4 Million Families” JPMorgan Chase Institute. <https://www.jpmorganchase.com/corporate/institute/student-loan-payments-report.htm>.

For more information about the JPMorgan Chase Institute or this report, please see our website www.jpmorganchaseinstitute.com or e-mail institute@jpmchase.com.

This material is a product of JPMorgan Chase Institute and is provided to you solely for general information purposes. Unless otherwise specifically stated, any views or opinions expressed herein are solely those of the authors listed and may differ from the views and opinions expressed by J.P. Morgan Securities LLC (JPMS) Research Department or other departments or divisions of JPMorgan Chase & Co. or its affiliates. This material is not a product of the Research Department of JPMS. Information has been obtained from sources believed to be reliable, but JPMorgan Chase & Co. or its affiliates and/or subsidiaries (collectively J.P. Morgan) do not warrant its completeness or accuracy. Opinions and estimates constitute our judgment as of the date of this material and are subject to change without notice. The data relied on for this report are based on past transactions and may not be indicative of future results. The opinion herein should not be construed as an individual recommendation for any particular client and is not intended as recommendations of particular securities, financial instruments, or strategies for a particular client. This material does not constitute a solicitation or offer in any jurisdiction where such a solicitation is unlawful.

JPMORGAN CHASE & CO.

©2019 JPMorgan Chase & Co. All rights reserved. This publication or any portion hereof may not be reprinted, sold, or redistributed without the written consent of J.P. Morgan. www.jpmorganchaseinstitute.com